






Emergency Leak Repairs to Buy You Some Time


Record rainfall damaged your home? BYLTup recommends these emergency leak protocols to minimize damage and buy you some time!





 Release buildup and redirect the flow of water by using a pen to gently poke a hole in the ceiling where there is dampness.


 Lift carpets and place towels on wet windowsills at base of wet walls.

 Take photos to show our team when we arrive to fix your leaks!

 Avoid damaging personal items by removing them from leaking water.

 Turn off lights when leaking occurs at electrical fixtures. Allow water to leak through or if it collects into the fixture bowl, dump out the water.

 Place bowls, bins, and towels beneath leaks to collect water.

 Remove leaves and debris from deck areas and window tracks to prevent water damming.

GET A FREE ESTIMATE TODAY!

 562.800.5620

 www.BYLTup.com